


Name: \_\_\_\_\_

Date: \_\_\_\_\_



# Number Puzzles


## Materials:

- Printer
- Copy paper
- Crayons or colored pencils
- Scissors


## Directions:

1. Color the pictures on the puzzle pieces.
2. Carefully cut out the individual puzzle pieces.
3. Mix up the puzzle pieces.
4. Assemble each puzzle by matching up the pieces showing different representations of the same number.


1.



2.



3.



4.


**seven**

A puzzle with four pieces. The top-left piece contains the word "seven". The top-right piece contains a line drawing of a ladybug with seven black spots on its back. The bottom-left piece contains seven vertical lines, with the top line crossed out. The bottom-right piece contains two dice faces: the left one shows six spots and the right one shows one spot.

5.

**ten**

A puzzle with four pieces. The top-left piece contains the word "ten". The top-right piece contains a line drawing of two hands. The bottom-left piece contains two groups of five vertical lines each, with the top line of each group crossed out. The bottom-right piece contains two dice faces: the left one shows six spots and the right one shows four spots.



# Number Puzzles

**Materials:**

- Printer
- Copy paper
- Crayons or colored pencils
- Scissors

**Directions:**

1. Color the pictures on the puzzle pieces.
2. Carefully cut out the individual puzzle pieces.
3. Mix up the puzzle pieces.
4. Assemble each puzzle by matching up the pieces showing different representations of the same number.

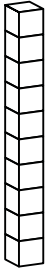

**1.**














<h2>eleven</h2>	<p>Whole</p>																								
<table border="1" style="width: 100%; border-collapse: collapse;"> <thead> <tr> <th style="width: 50%;">Tens</th> <th style="width: 50%;">Ones</th> </tr> </thead> <tbody> <tr> <td style="text-align: center;"> </td> <td style="text-align: center;"> </td> </tr> </tbody> </table>	Tens	Ones			<table border="1" style="width: 100%; border-collapse: collapse;"> <tbody> <tr> <td style="text-align: center;"></td> <td style="text-align: center;"></td> <td style="text-align: center;"></td> <td style="text-align: center;"></td> <td style="text-align: center;"></td> </tr> <tr> <td style="text-align: center;"></td> <td style="text-align: center;"></td> <td style="text-align: center;"></td> <td style="text-align: center;"></td> <td style="text-align: center;"></td> </tr> <tr> <td style="text-align: center;"></td> <td></td> <td></td> <td></td> <td></td> </tr> <tr> <td></td> <td></td> <td></td> <td></td> <td></td> </tr> </tbody> </table>																				
Tens	Ones																								

2.

**thirteen**

Whole  
—  
7 Part 6 Part

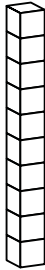
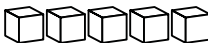
Tens	Ones
	
















				
				
				

3.

**fifteen**

Whole  
—  
9 Part 6 Part

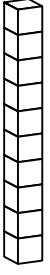
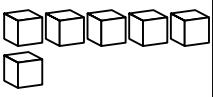
Tens	Ones
	

















				
				
				

4.

**sixteen**

Whole  
—  
8 8  
Part Part

Tens	Ones
	

5.

**nineteen**

Whole  
—  
14 5  
Part Part

Tens	Ones
